

How To Add a Business Virtual Guide

Add a Business

GISPlanning | Search below to support our area businesses | Marshall EDC | Greater Marshall Chamber of Commerce | Add a Business

Location: [input] | Open Business | Health Facility | More Filters | New Search | Saved Results 0

Search Results

Sort By: Name | Ascending | Expand Map | Map Layers | Show Locations | Redo search in map | Map | Hybrid

1 - 30 of 90 Results

Personal Services	Restaurant	Professional Services
B & C Cleaners Address: 201 South Washington Avenue City: Marshall County: Harrison County Zip Code: 75670 Hours: M-F 7:00-5:30 Saturday 8:00-1...	Blue Frog Restaurant And ... Address: 200 North Washington Avenue City: Marshall County: Harrison County Zip Code: 75670 Hours: 10:00 - 5:30	H&R Block Company Address: 1301 E End Blvd S Ste A City: Marshall County: Harrison County Zip Code: 75671 Hours:
Heart's Way Hospice Address: 205 E Austin St City: Marshall County: Harrison County Zip Code: 75670 Hours: Mon-Fri 9:00am-5:00pm (Call ...	Heritage House Of Marsha... Address: 5915 Elysian Fields Ave City: Marshall County: Harrison County Zip Code: 75672 Hours:	Holiday Inn Express & Suit... Address: 500 Interstate 20 E City: Marshall County: Harrison County Zip Code: 75672 Hours:

MAP TOOLS: Measure | Filter Area | Filter Radius | Export

GISPlanning



marshalldirectory.com

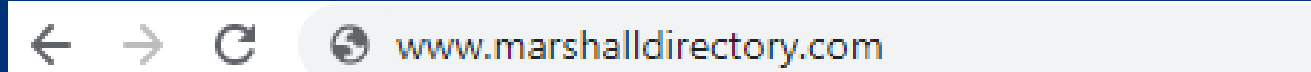
MARSHALL
ECONOMIC DEVELOPMENT CORPORATION



Step 1

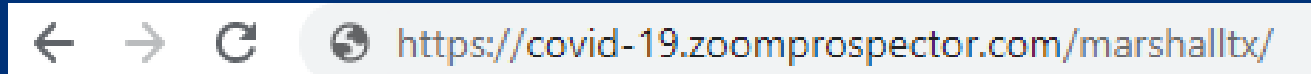


Type this in your URL address bar



OR

This is an alternate address if the redirect link isn't working for you



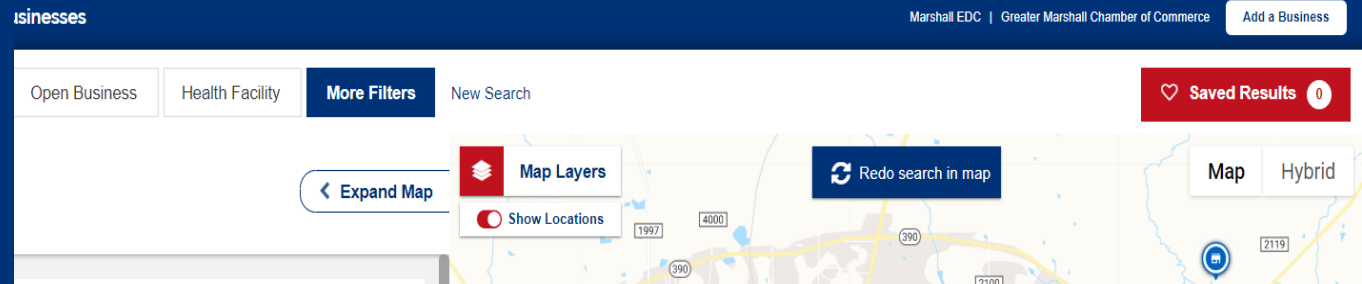
Step 2



Locate the button in the top right corner

Add a Business

Hint: If you're having trouble, click on the logo for Marshall EDC or the Greater Marshall Chamber at the bottom right. Someone can help you at either organization.



marshalldirectory.com

MARSHALL
ECONOMIC DEVELOPMENT CORPORATION



Step 3



Complete the form

Make sure to be as complete as possible and include search terms in the description. Include your social media accounts too.

Make sure to include your days and hours of operation as well as current business contact information.

You can add images of your business here as well to make it stand out.

The more detail you can provide, the easier it will be for customers to search!

Add Open Businesses or Healthcare Facilities

You can now add businesses and/or healthcare facilities and attach photos to ZoomBusiness locations subject to an approval by the administrators.

Add open businesses or healthcare facilities

Business Name *

Enter Business Name

Business Email / Business Contact Email - Approval Confirmation Email Recipient *

Enter Business Email

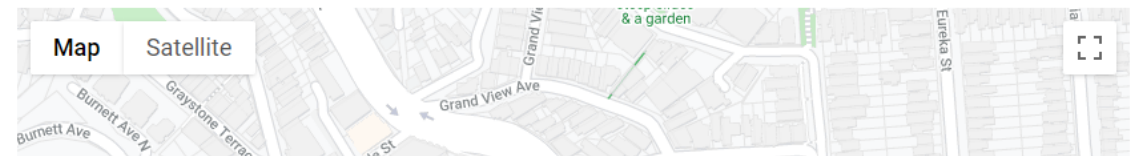
Address (Please make sure to select an address from autocomplete) *

Enter Address

Address 2 (Suite, Apt., Unit)

Enter Address 2 (Suite, Unit, Apt.)

[Click to verify this property's location on the map](#)



marshalldirectory.com

MARSHALL
ECONOMIC DEVELOPMENT CORPORATION



Step 4



Save your business profile

When you are satisfied with your profile, don't forget to save it.

You can always come back and edit it later as needed.

The screenshot shows a web form for editing a business profile. It includes several sections with toggle switches and text input fields:

- Enter GoFundMe** (text input)
- Takeout** (toggle switch, currently off)
- Delivery** (toggle switch, currently off)
- Delivery Info** (text input, placeholder: *Enter Delivery Info*)
- Gift Card** (toggle switch, currently off)
- Gift Card Detail** (text input, placeholder: *Enter Gift Card Detail*)
- Youtube** (text input, placeholder: *Enter Youtube*)
- Facebook** (text input, placeholder: *Enter Facebook*)
- Dine In** (toggle switch, currently off)

A green arrow points from the text "Save Here" to a green "Save" button at the bottom right of the form.



Step 5

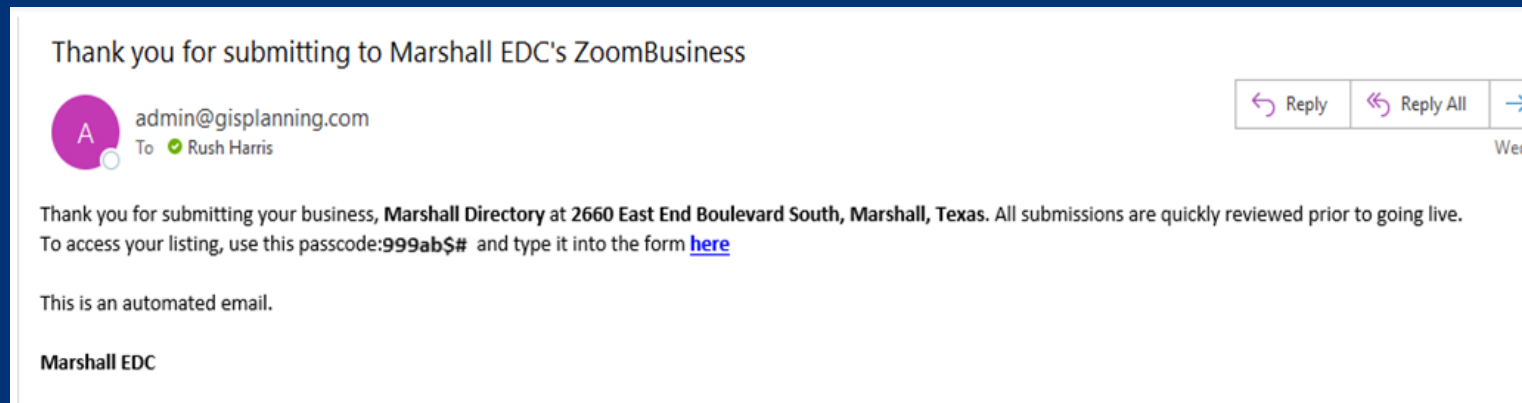


Check your email for confirmation

You will receive a code to verify your business profile has been submitted.

A representative from the directory admin will validate the business and admit it to the system.

Call (903) 934-8035 or (903) 935-7868 if you have questions.



marshalldirectory.com

MARSHALL
ECONOMIC DEVELOPMENT CORPORATION



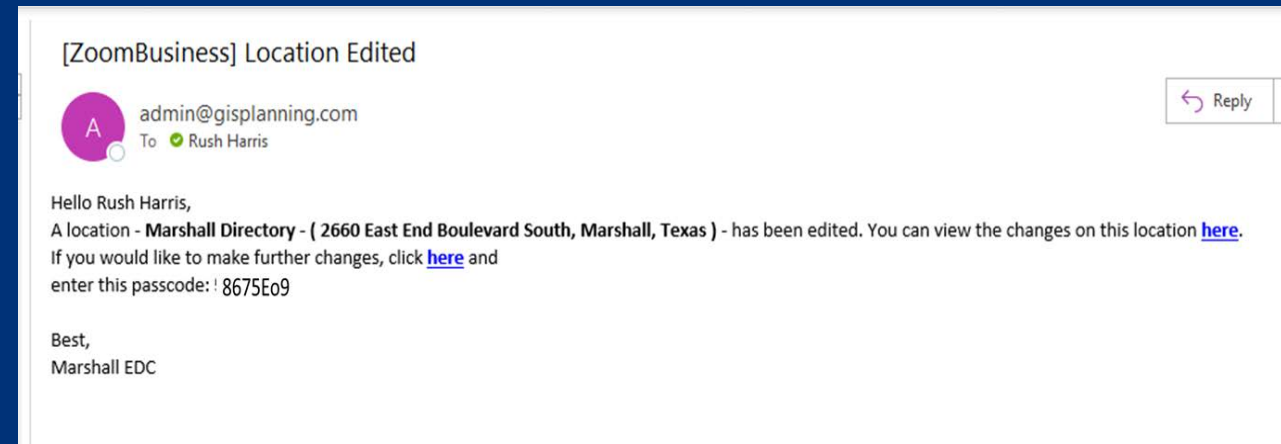
Step 6



Edit your profile as necessary

How to **EDIT** your business later if needed:

1. Find your location on marshalldirectory.com ZoomBusiness Map
2. Click on your Business Name to access the detail panel
3. Scroll to the bottom and select **“Click here to edit this business”**
4. An automated email will be sent to the profile email
5. Find the email that was sent and copy the code
6. Click on the “here” link in the email
7. Paste your code
8. Select **“Validate”**
9. Edit your business as needed
10. Save your edits
11. Directory admin will approve edits
12. Go to the map to view your edits
13. If you are not seeing your edits, call (903) 934-8035 or (903) 935-7868



marshalldirectory.com

MARSHALL
ECONOMIC DEVELOPMENT CORPORATION



That's It

Search Your Community!

1. Add Your Business
2. Edit Your Profile When Needed
3. Let Customers Know You Are Open
4. Let Customers Know How to Safely Access Your Business
5. Spread the Word!

**SUPPORT
LOCAL
BUSINESS**



marshalldirectory.com

MARSHALL
ECONOMIC DEVELOPMENT CORPORATION

